


Blow out angel

You will need


- 2 copies of the angel shape below, if you don't have a photocopier then its an easy shape to draw
- Wide drinking straw
- Narrow curling ribbon
- Sticky tape, crayons, glitter, glue, scissors



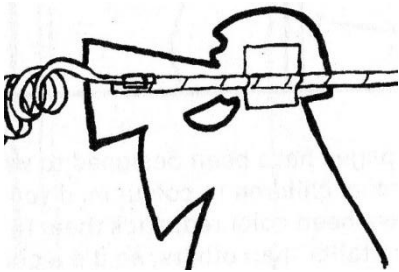


1. Cut out both angel shapes
Decorate one angel

2. Ask an adult to curl a length of ribbon




3. Tape the ribbon to one end of the straw



4. Tape the straw to the back of the angel with the ribbon lined up with the trumpet

5. Stick the other angel shape to the back



6 Blow through the straw to stretch the ribbon out.