

CREATURE HUNT

Things you will need:


1. Your eyes and ears
2. The creature hunt sheet (optional)

What to do:

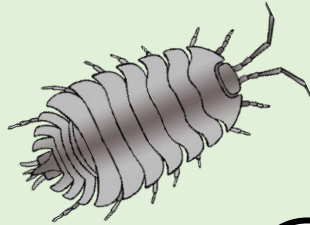
1. Print off the minibeast checklist (if you like).
2. Go outside and see how many different creatures you can spot. Look under logs and rocks or in flower beds as most creatures like to hide.
3. Tick them off the list (if you have it), count them, or just talk about what each creature looks like, what they can do, how they are different from each other, or how they are similar to each other.
4. Have fun being amazed at all the different creatures there are!



Minibeast Checklist




centipede ☐



woodlouse ☐



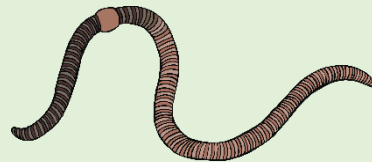
ant ☐




dragonfly ☐




bee ☐




worm ☐



snail ☐



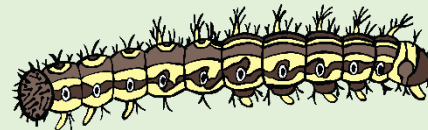
butterfly ☐




spider ☐



ladybird ☐



caterpillar ☐



fly ☐